

PHENOLIC – BLACK CORE

Phenolic partitions are the material of choice where durability and strength are required. These partitions are fabricated to stand the test of time. The dense components, combined with stainless steel brackets and fasteners, stand up to the most extreme conditions of moisture and humidity. Phenolic is impact, water and corrosion resistant, and does not support bacteria.

The phenolic partition is decoratively faced on both sides as an integral part of a resin-impregnated kraft paper core. The surface and core sheets are fused at high temperature and pressure. In addition to strength and serviceability, a wide range of colors provides limitless design flexibility. Phenolic partitions are available in all four installation styles.

FAST TRACK: 48 Hour Shipping

Available in all standard colors shown below
— Floor Anchored/Overhead Braced.



COLOR SELECTION:



Almond 4000



Neutral Glace 1130



Natural Canvas 4410




Desert Zephyr 4583



Tungsten EV 4801



Taupe 9096



Silver Gray 3000



Folkstone Celesta 3300




Dove Gray 3010



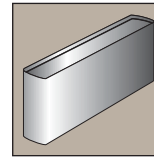
Graphite Grafix 3020

CONSTRUCTION FEATURES:



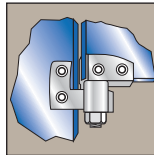
Emergency Access

Meets ADA requirements. Slotted keeper coupled with gravity hinges allows access in an emergency.



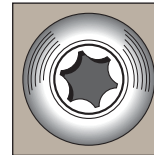
Shoe Construction

Stainless steel, double-hemmed, trim shoe with #4 satin finish conceals mounting fasteners and hardware.



Vault Hinge

Rugged, attractive wrap-around hinge. Extra strong for heavy-duty installations.



Vandal-Resistant Fasteners

Special driver installs fasteners, virtually eliminating unauthorized removal, and ensuring easy installation. Stainless steel fasteners are standard for phenolic partitions.

OPTIONS:

- **Class "A" Fire Rated Material**
- **Continuous Stainless Steel Hinge**
- **Continuous Stainless Steel Brackets**
- **Continuous Aluminum Brackets**
- **No Sight Hardware**